

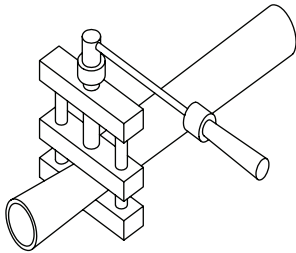


Continental Industries

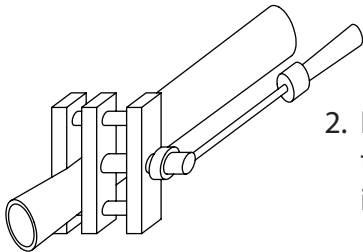
A Division of  BURNDY LLC

SUPPORT CLAMPS INSTALLATION INSTRUCTIONS

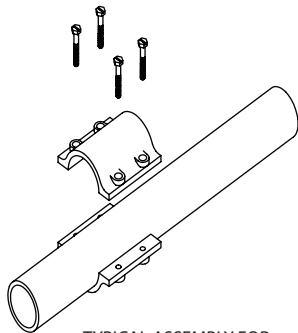
For Use On Plastic Pipe After Squeeze-off



1. Pipe squeezed-off with squeeze-off tool



2. Note: After the tool is loosened, you may rotate the squeeze-off tool 90° and reapply pressure to round out the pipe and make installing the support clamp easier. Remove the squeeze-off tool.



3. Place top and bottom halves of support clamp over squeezed area. Install bolts and tighten evenly until flanges meet.

TYPICAL ASSEMBLY FOR
4 & 6 BOLT SUPPORT CLAMPS

Phone 1-800-558-1373 • Fax 1-918-622-1275 • www.conind.com

ECN 2552 REV "C" 03/21/13 PART #34-4861-19

8" X 10" BAG 34-4861-19